



**We open
garage doors
automatically**



**We open existing manual garage doors automatically -
with just a touch of a button you can enter warm, safe and dry!**

Garage Door Operators

- Simple operation
- Automatic timed courtesy light
- Extremely quiet and reliable
- Soft start / Soft stop
- Power economiser
- Internal manual quick release in case of power failure
- Solid workmanship and quality
- 5 year warranty

We can convert:

- One piece up and over doors
- Canopy doors
- Sectional Doors
- Traditional pair of opening out doors
- Garage Doors with little headroom



ABOUT ASI

Reliable, experienced and trustworthy

ASI started as a small family partnership and has grown to a company now selling garage door automation systems throughout the UK. It still remains as a hands-on business and will continue to do so in the future.

THE AREA COVERED BY ASI

From our office in Kent, we deal direct with the consumer across the whole of the UK - our Garage Door Indicator Alarm is sold via a distribution network in addition to direct to the consumer.

THE MANUFACTURING PLANT

Our manufacturer, based in Dortmund, Germany have been producing Garage Door Operators for over 23 years. The factory has the best and most technological machinery available in the world and all products produced totally respected throughout Europe. We are now able to offer all systems for single width garage doors, a battery back up system and/or solar panel operation if no electricity is available.

SAFETY AND EMERGENCY RELEASE



Safety is of paramount importance and has a high profile in continued development. If an obstruction is located within the garage door area and the door hits the obstruction, the garage door will stop and reverse.

All Automation Systems come standard with an internal cord, which is designed for ease of releasing the system in the event of power failure.

Automatic stops reverse on contact with obstruction.

When all else fails - allows access to the garage in the event of a power failure if you do not have a secondary door to your garage.



We open garage doors automatically

SAFETY

Respected and acknowledged through Europe



INSTALLATION

ASI will survey your garage door and recommend the required system best suited to convert your existing manual garage door to a fully automated system.

There is no need for a site survey for garage door indicator alarms.

OPERATORS AND ACCESSORIES



Hand Transmitters

2 channel or 4 channel range available to suit you and depending upon how many garage doors you have or are having automated.

Remote Code Keypads

Stylish and modern - the numbered keypad allows access with a predetermined 4 digit code. The number even glows in dark - This product is wireless.

Key Switches

An alternative to the Remote Key Pad - If you don't like the idea of having another pin number to remember, this option is best suited to you.

Solar Panels

When combined with our battery back up pack, these solar panels can provide continuous automation for garage without mains electricity.

For more information or to place orders/survey, simply contact :
T: 01622 735 781 F: 01622 734 686 E: sales@asi.gb.com www.asi.gb.com

GARAGE DOOR AUTOMATION RANGE

When you choose a ceiling mounted operator you choose premium quality based on state-of-the-art technology, perfectly matched to all garage doors and certified in accordance with the latest European safety guidelines. Reliable, maintenance free and, thanks to the built in DC motor, extremely quiet running. If an obstruction is located within the door's range of movement, the operator immediately stops the closing door and opens it again.

Practical - which ever way you turn it


The flat operator head can be turned by 90° or 180° if required. This saves up to 15 cm space when the slide-in-depth is, for example, reduced due to a wall construction. The operator track does not have to be additionally shortened either.

Programming made easy

Conveniently and easily programmed with three buttons and a concise 7 segment display. No setting can be overlooked during programming thanks to the systematic menu navigation. All settings are infinitely saved, even in case of a power cut. The operating state is always recognisable through the transparent cover. Clear error coding allows for a quick and safe fault analysis if required.

It runs and runs and runs

The wear resistant top-quality toothed belt in a hot galvanised steel profile ensures quiet and smooth running and long-term, reliable garage door operation. The toothed belt is reinforced on the inside with fivefold steel cables, oil and acid resistant and completely maintenance-free.



We open garage doors automatically

WHICH SYSTEMS DO I CHOOSE?

Fully Retractable



This type has 2 horizontal tracks parallel with the floor/ceiling and has a spring either side of the frame.

| | |
|--------------------|---------|
| Single Door | 553S |
| Double Doors | 553 NRG |
| Heavy Double Doors | 803 |

Canopy Type



Operation requires a special adaptor. This door has either a long spring across the top of the inside frame and/or concrete weights - All doors have vertical runners and a third of the door protrudes out when opened.

| | |
|--------------|---------|
| Single Door | 553 NRG |
| Double Doors | 803 |

Sectional



This type of door goes up in sections usually 4-6 panels.

| | |
|--------------|---------|
| Single Door | 553S |
| Double Doors | 553 NRG |

Traditional Opening Out



Requires special adaptor. 553S system


GARAGE DOOR INDICATOR ALARM



Conforming to all CE standards



DAY
OR




NIGHT



- System totally wireless
- Visual and audible day or night
- Giving extra security and peace of mind
- Range to 50 metres
- Easy to fit - no tools required
- No more worrying - Did I close the door?

The perfect product which tells you from inside your home that your garage door is either open or securely closed, day or night.



The product kit comes standard with 1 x receivers, 1 x transmitter, 1 x transformer - mini size Velcro pads for fixing and simple instructions.



We open garage doors automatically

PRICE LIST

System - Complete with remote control

| | |
|--|---------|
| 553S | £395.00 |
| 553 NRG | £498.00 |
| 803 | £795.00 |
| 553B with battery back up (<i>only for single door</i>) | £843.00 |
| 553BS with solar powered panel (<i>only for single door</i>) | £950.00 |

Extras

| | |
|--|---------|
| Canopy Door Adaptor | £129.00 |
| Extra transmitter / remote control | £64.00 |
| External Key Release / Emergency Unlocking | £64.00 |
| Wireless Wall Switch / Key Switch | £78.00 |
| Safety Photocells System / Magic Beam | £105.00 |
| Wireless Keypad Remote | £155.00 |
| Garage Door Indicator Alarm | £68.00 |
| Extra Transmitter for twin doors | £46.00 |
| Traditional pair of opening out doors adaptor | £235.00 |
| Brush Strips for up and over doors (<i>per 7 foot strip</i>) | £46.00 |
| Rubber strips for up and over doors (<i>per 7 foot strips</i>) | £66.00 |

Installation Cost

| | |
|-------------------|---------|
| For single system | £98.00 |
| For twin doors | £170.00 |

All prices plus VAT

For more information or to place orders/survey, simply contact :

T: 01622 735 781 F: 01622 734 686 E: sales@asi.gb.com www.asi.gb.com

TECHNICAL OVERVIEW


A system for each existing garage door to automate.

GARAGE DOOR AUTOMATION OPERATORS



553S / NRG Model

- 24V DC-motor, 230V - 240V /50Hz, 280 watt
- Maximum push /pull force 700N
- Max running speed 22cm/sec opening, 17cm/sec closing
- Soft start / stop
- 7-segment display menu guided control with diagnostic display
- Digital remote control 433MHz with Keeloq rolling code
- 40W integrated lighting
- Standby power 0.5W
- Electrically monitored anti-opening security device
- Suitable for residential doors up to 15m², max door height (front mount 2375mm) (rear mount 2250mm)
- Supplied as: Motor head, 1 part C-profile channel with toothed belt and two channel handset
- Available with temporary battery back-up operation (553B)



803 Model

- 24V DC-motor, 230V - 240V /50Hz, 450 watt
- Maximum push /pull force 1000N
- Max running speed 17cm/sec
- Soft start / stop
- 7-segment display menu guided control with diagnostic display
- Digital remote control 433MHz with Keeloq rolling code
- 40W integrated lighting
- Standby power 4W
- Electrically monitored anti-opening security device
- Suitable for residential doors up to 15m², max door height (front mount 2375mm) (rear mount 2250mm)
- Supplied as: Motor head, 3 part C-profile channel with toothed belt and two channel handset
- Available with temporary battery back-up operation (803B)



**For more information or to place orders/
survey, simply contact :**

35 Camomile Drive, Weaving, Maidstone, Kent ME14 5FL

T: 01622 735 781

F: 01622 734 686

E: sales@asi.gb.com

www.asi.gb.com